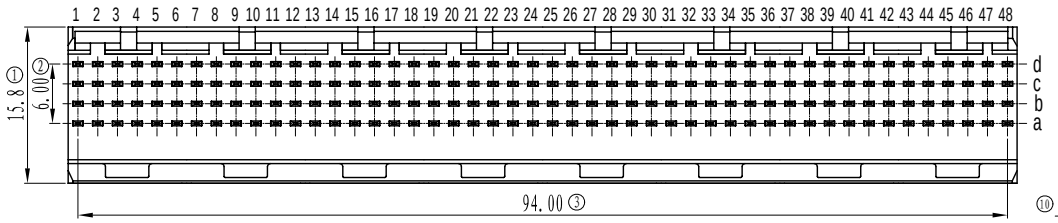

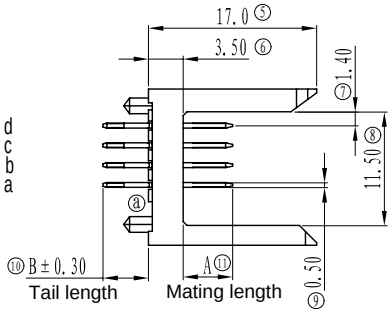

Performance characteristics:

1. Main body part material
   Insulator: LCP Nature UL94V-0
   Contact terminal: Phosphor Bronze, Ni 1.27μm Min. Underplated over all mate area plating see part number rule, Sn plated at tail
2. Electrical requirements:
   Contact resistance: ≤50 mΩ
   Insulation resistance: ≥1000 MΩ
   Withstanding voltage: 1000 Vr.m.s, 1mA, 60s
3. Environment specification
   Working temperature: -55℃~+125℃
4. Applicable standard: IEC61076-4-104
5. Packing & storing
   ⓐ Method of packing: small box, inner box, outer box
   Storing condition: temperature of -10℃~+40℃
   below 80% relative humidity
6. Style of installation: Press-fit pcb installation
7. To prevent the pollution of the environment product info
   RoHS agreement: In line with the european union RoHS

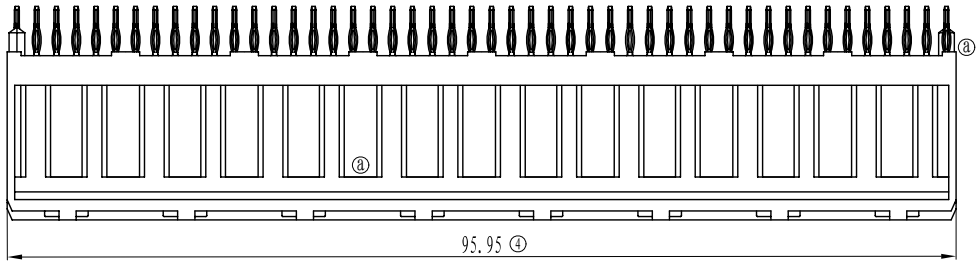

CODE	DIM "A"
1	5.00
2	5.75
3	6.50
4	7.25
5	8.00

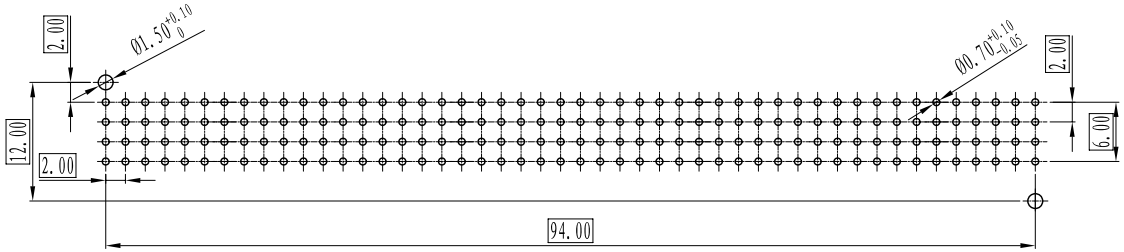

RECOMMENDED PCB LAYOUT

i791- 48 X- X X - X

Series code

Model code	
Code	Definition
48	4x48

Contact pattern code	
Code	Definition
1	See contact Loading pattern table
2	
3	
B	
X	Customized

Tail length code	
Code	Definition
1	B=4.60
X	Customized

Plating code		
Code	Definition	
	Contact plating	Tail plating
6	Au 0.25μm	Sn
7	Au 0.38μm	
8	Au 0.76μm	
E	PdNi 0.38μm+Gold flash	
F	PdNi 0.76μm+Gold flash	
X	Customized	

Insulator material&color	
Code	Definition
N	LCP Nature UL94V-0
P	LCP Nature UL94V-0 With locating pegs
X	Customized

Contact pattern code	1													
ROW	CONTACT CODE													
	1	2	3	4	5	6	7		43	44	45	46	47	48
d	1	1	1	1	1	1	1		1	1	1	1	1	1
c	1	1	1	1	1	1	1		1	1	1	1	1	1
b	1	1	1	1	1	1	1		1	1	1	1	1	1
a	1	1	1	1	1	1	1		1	1	1	1	1	1

Contact pattern code	3													
ROW	CONTACT CODE													
	1	2	3	4	5	6	7		43	44	45	46	47	48
d	3	3	3	3	3	3	3		3	3	3	3	3	3
c	3	3	3	3	3	3	3		3	3	3	3	3	3
b	3	3	3	3	3	3	3		3	3	3	3	3	3
a	3	3	3	3	3	3	3		3	3	3	3	3	3

Contact pattern code	2													
ROW	CONTACT CODE													
	1	2	3	4	5	6	7		43	44	45	46	47	48
d	2	2	2	2	2	2	2		2	2	2	2	2	2
c	2	2	2	2	2	2	2		2	2	2	2	2	2
b	2	2	2	2	2	2	2		2	2	2	2	2	2
a	2	2	2	2	2	2	2		2	2	2	2	2	2

Contact pattern code	B													
ROW	CONTACT CODE													
	1	2	3	4	5	6	7		43	44	45	46	47	48
d	3	3	1	1	1	1	1		1	1	1	1	3	3
c	3	3	1	1	1	1	1		1	1	1	1	3	3
b	3	3	1	1	1	1	1		1	1	1	1	3	3
a	3	3	1	1	1	1	1		1	1	1	1	3	3

Contact Loading pattern

Unless otherwise specified tolerance:

X.	±0.50	X.°	±3°
.X	±0.38	.X°	±2°
.XX	±0.25		

Mark	NO.	File NO.	Signature	Date
ⓐ	4	SN-00001845	刘华玉	2012.04.25
DRAW		Kai Liu 2010.12.13		
CHK		Alan2012.5.22		
MAN		Helen2012.5.24		
STD		Zhijian Jiang		
APP				

HM1 Series 2mm Signal Right Angle Male Press Fit Connector (4x48)

(Customer: NANJING FENG TAI)

i791-48x-xx-x

wrj-i791

Projection	Rev.	Weight	Scale
	A1		

All Dimensions in mm | Sheet 1 of 1

深圳市威尔杰电子有限公司