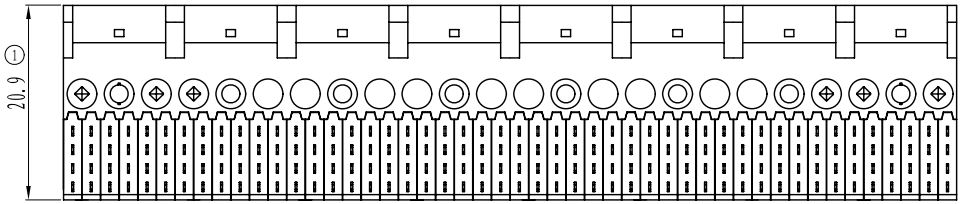

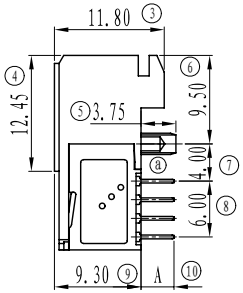

Performance characteristics:

1. Main body part material
   Insulator: LCP NATURE COLOR UL94V-0
   Contact terminal: Phosphor Bronze, Ni 1.27μm Min. Underplated over all. mate area plating see part number rule, Sn plated at tail
2. Electrical requirements:
   Contact resistance: ≤50 mΩ
   Insulation resistance: ≥1000 MΩ
   Withstanding voltage: 1000 Vr.m.s, 1mA, 60s
3. Mechanical requirements
   Insertion force: ≤0.45N/pin
   Extraction force: ≥0.15N/pin
4. Environment specification
   Working temperature: -55℃~+125℃
5. Applicable standard: IEC61076-4-104
6. Packing & storing
   Method of packing: small box, inner box, outer box
   Storing condition: temperature of -10℃~+40℃
   below 80% relative humidity
7. Style of installation: Solder pcb installation
8. To prevent the pollution of the environment product info
   RoHS agreement: In line with the european union RoHS

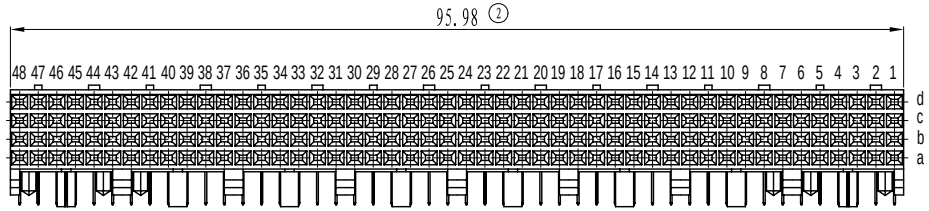

i794 - 48 0- X X - X

Series code

Model code	
Code	Definition
48	4x48

Contact pattern code	
Code	Definition
0	Non Definition

Tail length code	
Code	Definition
1	A=2.73
2	A=3.53

Plating code		
Code	Definition	
	Contact plating	Tail plating
6	Au 0.25μm	Sn
7	Au 0.38μm	
8	Au 0.76μm	
E	PdNi 0.38μm+Gold flash	
F	PdNi 0.76μm+Gold flash	
X	Customized	

Insulator material&color	
Code	Definition
N	LCP Nature UL94V-0
X	Customized

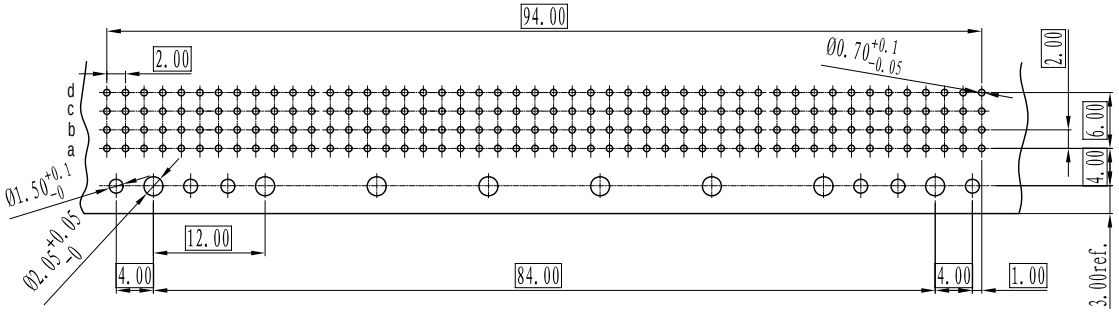

RECOMMENDED PCB LAYOUT

Unless otherwise specified tolerance:

X.	±0.50	X.°	±3°
.X	±0.38	.X°	±2°
.XX	±0.25		

Mark	NO.	File NO.	Signature	Date
⑧	1	SN-00000532	刘华玉	2012.03.24
DRAW		Alan 2010.02.02		
CHK				
MAN				
STD				
APP				

Alan2012.4.2
Cindy2012.4.2
ZhiJian Jiang

HM1 Series 2mm Signal Right Angle Female Solder Connector (4x48)

i794-480-xx-x

wrj-i794

Projection	Rev.	Weight	Scale
	A1		

Sheet 1 | 1 of 1

深圳市威尔杰电子有限公司